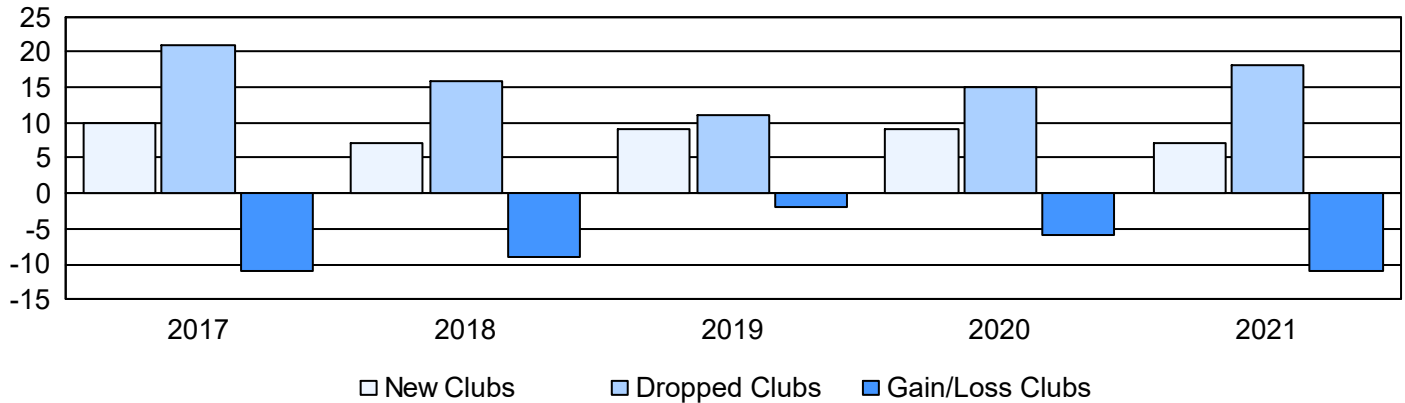
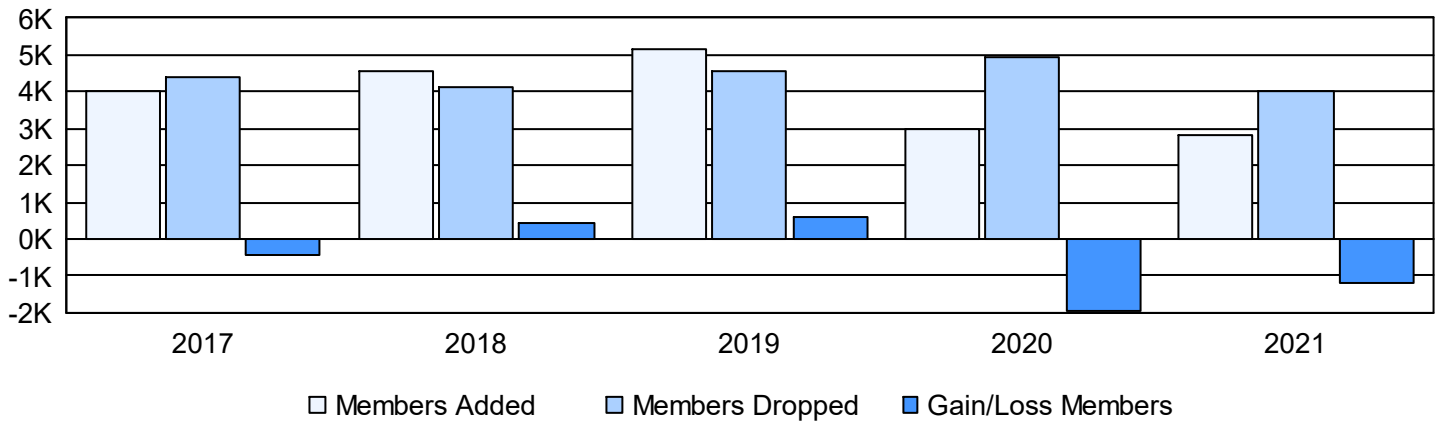


Year	New Clubs	Dropped Clubs	Gain/ Loss Clubs	New Members	Charter Members	Reinstate Members	Transfer Members	Total Member Added	Total Members Dropped	Gain/ Loss Members
2016-2017	10	21	-11	3,350	444	178	32	4,004	4,417	-413
2017-2018	7	16	-9	3,997	308	165	108	4,578	4,133	445
2018-2019	9	11	-2	4,590	389	153	26	5,158	4,576	582
2019-2020	9	15	-6	2,498	319	123	32	2,972	4,951	-1,979
2020-2021	7	18	-11	2,331	257	188	19	2,795	3,990	-1,195
<b>Average</b>	<b>8</b>	<b>16</b>	<b>-8</b>	<b>3,353</b>	<b>343</b>	<b>161</b>	<b>43</b>	<b>3,901</b>	<b>4,413</b>	<b>-512</b>

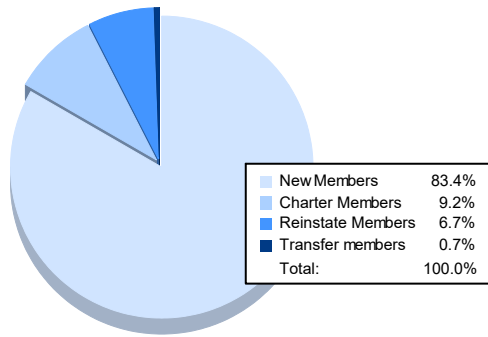
### Clubs



### Members



### Membership Composition June 2021 Cumulative



### Gender Composition June 2021 Cumulative

